


# Autumn Term KS1 (Y2&3) Learning Leaflet

Our topic is.....

## 'Marvellous Me... Let's Celebrate!'

This term our theme is all about ourselves, our families and our celebrations.



In **English** we will be:

- Sharing a selection of fiction and non-fiction books about families and celebrations around the world.
- Identifying what a sentence is.
- Writing sentences using capital letters, finger spaces and full stops.
- Correcting sentences that contain errors and identifying where sentences begin and finish in longer pieces of text (Y2&3)
- Writing a description of ourselves
- Retelling a familiar story, using a story map to help us plan what to write.
- Continuing to learn the letters (graphemes) that represent sounds (phonemes) and use these to write words, captions and sentences independently.

In **Maths** we will be learning to:

- Read and write numbers to 100
- Recognise and represent tens and ones
- Partition numbers in different ways
- Estimate numbers on a number line
- Compare and order objects and numbers
- Count in 2s, 5s and 10s
- Recognise number bonds to 100
- Add and subtract 10s and 1s
- Add and subtract two-digit numbers
- Add three one-digit numbers
- Solve missing number problems
- Recognise, name and describe 2D and 3D shapes
- Identify lines of symmetry
- Make patterns with 2D and 3D shapes

In **Science** we will be learning to;

- Identify and name body parts.
- Learn about our five senses and the associated body part.
- Notice that animals, including humans, have offspring which grow into adults.
- Recognise and explain the main stages of development and begin to explain the human life cycle.
- Know the 4 main seasons in the UK and begin to notice features of Autumn and Winter.
- Name objects and the materials they are made from (e.g. glass, metal, wood, plastic, fabric)

In **Computing** we will be learning to;

- Use technology safely and responsibly; recognising acceptable and unacceptable behaviour; identify how to report concerns about content.
- Know and follow school online safety rules.
- Identify different types of technology in everyday life

In **DT/Art** we will be learning to;

- Discuss the work of our focus artist, Pablo Picasso, sharing our thoughts and explaining likes and dislikes
- Shade light and dark tones by varying the pressure we exert on our pencil.
- Use stencils to form shapes
- Explore creating texture using different drawing techniques
- Create a final piece of artwork in the style of Pablo Picasso.

In **Geog/History** we will be learning to;

- Locate school on an aerial photograph and describe some features that we can see
- Use maps to find features around our school grounds
- Create a map of the classroom using objects and symbols
- Describe memories and changes that have happened in my lifetime
- Use language related to the passing of time
- Ask questions about the past, such as what was it like for children in the past?
- Compare childhood now with childhood in the past, focussing on toys

In **Music** we are learning to:

Sing well known songs; Click to a pulse or beat; Learn about rhythm, tempo and dynamics

In **PE** we will be learning how to:

**Indoor** (gymnastics): explore a variety of body shapes, balances, jumps and rolls; create a basic sequence of moves that include a travel, balance, roll and jump

**Outdoor** (balancing, throwing and catching): Demonstrate different movements including balances; with control, fluency and co-ordination; run, jump, throw and catch with the correct technique and accuracy.


## LC Key Stage 1 Home learning leaflet











Every time you complete a task, tick off the party hat and ask a grown up to initial your homework.

Bring in any work you complete so we can look at it together.

How many party hats can you tick off at home?

Good Luck!



	Homework task	Parents initials		Homework Task	Parents initials
	Read your school reading book to an adult			Practice your spellings (You can use Spelling Shed)	
	Practise writing numbers to 100 as numerals and words			Practise your special 'pot' words (reading and spelling)	
	Copy a page from your reading book to practice your handwriting. Think about where the letter sits on the line			Find different toys and objects around your house. What materials are they made from? Why?	
	Find shapes around your house. Can you name them?			Practice counting in 2s, 5s and 10s <i>Can you count in 3s?</i>	
	Draw or paint a picture of yourself. Write some sentences about yourself to go with your picture			Create a sequence of moves using different shapes, balances and ways of travelling.	